



Cleansafe Pools  
(904) 625-0738  
P.O. Box 6698, Jacksonville, 32236, FL  
cleansafepools@gmail.com  
www.cleansafepools@gmail.com  
904-625-0738  
CPC#1458817  
16th Jun, 2020

**Pool Inspection Report - 14252 Hunters Ridge Dr West Glen St  
Mary FL 32040**

**Pool Details**

Date:	16 Jun 2020
Pool Location:	14252 Hunters Ridge Drive West Glen St Mary FL 32040
Latitude/Longitude:	30.336849801271, -82.179190311657
Inspection Requested by:	Terry & Sarah Constable
Pool Inspected by:	Tim Barnhart Sr

Picture(s):



# Filter

Pool:	Pool/ Spa
Type:	Cartridge filter
Make/Model	Pentair Clean & Clear 200
Functional:	Yes
Notes:	Filter is in fair condition. Filter lid is 1 year old. Cartridge is dirty will need cleaned.
Suggested Repairs	I would recommend replacing the cartridge - \$150

## Picture(s):





# Filter Circulation Pump

Pool:	Pool/Spa
Type:	Single speed
Make/Model	Pentair Whisper Flo 2 hp
Functional:	Yes
Notes:	Pump is in good condition . Pump is 2 years old
Suggested Repairs	None

## Picture(s):



## Heater

Pool:	Pool/Spa
Type:	LP gas
Make/Model	Pentair Mini-Max NT
Functional:	No
Notes:	The service light is on and I can't get the heater to do anything . The pressure Switch light is also on. Due to age and condition heater unit will most likely need to be replaced.
Suggested Repairs	Schedule a certified technician to diagnose and repair - Chambers Heating / Certified Pentair Factory Rep

### Picture(s):





## Time Clock for Circulation Pump

Pool:	Pool/ Spa
Type:	Automation
Make/Model	Pentair Easy Touch
Functional:	Yes
Notes:	Pool automation is in good condition. Features operate when prompted through automation
Suggested Repairs	None

### Picture(s):







## Chlorine Generator

Pool:	Pool
Type:	Saltwater chlorine generating system
Make/Model	Pentair Intellichlor IC20
Functional:	Yes
Notes:	Cell is in fair condition. Salt level 3800 ppm/ Chlorine level 11 ppm. The cell is in need of cleaning it is operational but is nearing the end of its life expectancy.
Suggested Repairs	I would recommend replacing the cell with an IC30 cell - \$700

### Picture(s):





## Visible Plumbing System

Type/Style:	2" PVC
Condition:	Plumbing is in fair condition .
Notes:	There is no visible leaks in the above ground plumbing at the equipment . All three way valves are operational and actuators work when prompted
Suggested Repairs	None

### Picture(s):








## Pool & Spa Light with Ground Fault Circuit Interrupter (GFCI):

Pool:	Pool
Type:	120V Incandescent Light x 2
Make/Model	Pentair Amerilite
Functional:	Yes
Notes:	There are 2 pool lights 1 works ( spa end ) 1 doesn't (far end) GFCI is operational
Suggested Repairs	Replace bulb and seal in the light at the far end of the pool - \$285


### Picture(s):





Pool:	Spa
Type:	120V incandescent light
Make/Model	Pentair Spa Brite
Functional:	Yes
Notes:	Light operates when prompted
Suggested Repairs	None



Picture(s):







## Pool Surface:

Type/Style:	Marcite- med. blue with heavy aggregate
Condition:	Pool finish is in good condition for being 13 years old.
Notes:	There is a small amount of calcium deposit in the deep end by the light as well as minor scaling throughout which can be expected with age and a salt pool.
Suggested Repairs	Balance chemistry and treat periodically with a scale treatment.

### Picture(s):














# Deck

Type/Style:	Paver Deck And coping
Condition:	Pool deck is in fair condition
Notes:	There is about a 8' section of coping out in front of the skimmer that is loose ( SAFETY HAZARD ) and will need securing and another corner piece of coping at the far end of the sundeck that is loose as well. There is some sinking around the skimmer as can be expected.
Suggested Repairs	Secure loose coping and relevel pavers around skimmer - *Requires separate quote

Picture(s):








# Tile

Type/Style:	Single row tile with decorative inlays. Multiple rows of tile at the spa wall with inlays and in spa
Condition:	Tile is in fair condition
Notes:	There are about 5 - 6 pcs of tile missing near the skimmer mouth , and one right at it. The missing tiles are still at the pool area. There is some scaling on the spa wall tiles as well.
Suggested Repairs	Replace grout and missing tiles. Clean scale off of spa wall. - *Requires separate quote

## Picture(s):





# Skimmer

Pool:	Pool
Type/Style:	STD in deck
Condition:	Skimmer is in fair condition
Notes:	There were no cracks in the body of the skimmer, There were however some missing tiles on the left side of the skimmer mouth and a loose one on the right side of the skimmer mouth as noted previously.
Suggested Repairs	*See Tile

## Picture(s):






## VGBA Main Drain

### Notes:

All three main drain covers will need replaced with compliant covers.

### Suggested Repairs

Replace main drain covers with VGBA compliant covers - \$350



## Spa/HotTub

Type/Style:

Std built in Spa

Condition:

Spa is in good condition

Picture(s):



## Spa Blower

Type/Style:	Air
Make/Model	Silencer 1 hp
Functional:	Yes
Suggested Repairs	None

### Picture(s):



## Summary

### Summary:

The pool is in fair useable condition. There are some issues with the pool that will need to be addressed.

The Heater will need diagnosed by a certified technician and repaired/ Replaced.

The deep end pool light will need a new bulb and seal to be functional.

The salt cell is functioning but will need cleaning at least if not replaced.

The pool finish is in good condition and could use some chemistry help with the scaling and leeching. There are some issues with the deck around the skimmer and coping on the Pools edge that will need leveling and securing. The pavers were recently sealed. There are a few tiles that will need reattached and grouted on the pool edge.

Pool Inspection has been completed by CleanSafe Pools, LLC. All information included in this report is sworn to be filled out to the best of the aforementioned inspector's knowledge and in utmost honesty and accuracy.

1. Disclaimer: Clean Safe Pools, LLC will not be responsible for any damage of property due to acts of nature, fire, vandalism, misuse or abuse. Clean Safe Pools, LLC is not responsible for any damage and/or equipment failure we find during the process of this inspection. Customer should be aware of the normal deterioration of equipment that occurs over time due to exposure to chemicals and sunlight. Due to these factors, any equipment failure that takes place after inspection, CleanSafe Pools, LLC is not be held responsible for in any way. Clean Safe Pools, LLC is not responsible for any damages or deterioration caused by failure of Customer to perform the services and/or repairs recommended by Clean Safe Pools, LLC or by failure of Customer to properly maintain pool and equipment after inspection. If Customer has any complaints or concerns regarding accuracy or completeness of service, they must call Clean Safe Pools; LLC within 24 hours after the inspection occurred or was scheduled to have occurred.

Inspector: Name: Tim Barnhart Sr